



## TRIPLEX STACK MOUNTED SCROLL MEDICAL AIR PLANTS WITH DESICCANT AIR DRYERS 15 HP

The EMSE CORPORATION continuous duty Medical Air Plant is stack mounted, completely packaged, NFPA 99 and NEC compliant assembly with 100% oil-less, rotary scroll air compressors, U.L. listed control cabinet, an ASME receiver, dual desiccant air dryers with purge control, dual 0.5 micron pre-filters, dual 0.5 micron after-filters, dual line pressure regulators, dew point monitor, CO monitor and all accessories required to meet and exceed the current code.

All components are piped and wired to single-point service connections. The only field connections are air intake, air discharge and power at the control panel. All interconnecting piping and wiring is complete and operationally tested prior to shipment. Liquid tight conduit, fittings and junction boxes are provided for all control and power wiring.

The medical air compressors are rotary oil-less scroll, air-cooled design. They are dynamically balanced for very low noise levels and little vibration. **No oil is used in operation of the compressors, so the discharge air is 100% oil-free.** Cooling is provided with an integral radial fan. Compressors are V-belt driven by 3 phase, 60 cycle, 3550 RPM, NEMA design B motors. Included are slide bases for belt tension adjustment and totally enclosed OSHA approved belt guards.

The system includes a corrosion resistant receiver of ASME construction rated for 200 PSI MWP service. The tank includes a pressure gauge, safety relief valve, 3 way by-pass, gauge glass and an automatic electronic drain with manual override.

Standard equipment includes air cooled aftercoolers, compressor discharge check valves, safety relief valves, intake and discharge flexible connectors, solenoid drain valves, isolation valves, high discharge temperature shut-down switches, pressure control switches, a shut-off cock for gauge and switches.

The dryer assembly consists of two identical banks of air treatment equipment, piped in parallel and provided with valves to by-pass either bank without sacrificing air quality. Each desiccant air dryer is sized for 100% of the system NFPA capacity. The dryer is designed to provide a maximum dew point below +32°F per NFPA 99. Built-in purge saver control automatically minimizes the amount of purge air to match the variable air flow. Each dryer is equipped with a 0.5 micron pre-filter with electronic drain and element change indicator, 0.5 micron after-filter with element change indicator and a pressure regulator.

Digital dew point and CO monitors with alarm set points at 39°F and 10 PPM are provided. A "demand check" for maintenance is included per current NFPA 99 for each instrument.

The system includes a UL labeled control panel in a NEMA 12 enclosure. The panel includes the following standard accessories for **each** pump: externally operable circuit



breaker with a door interlock, control circuit transformer with fused primary and secondary coils, H-O-A switch, run light, hour meter and magnetic starter with 3 leg overload protection and reset switch. A plug-in type programmable controller with removable terminals allows quick and easy replacement in the field. The system is designed to function even if the PLC fails. If one of the compressors is out of service, the system control shall omit that unit from the alternating cycle, automatically alternating between the remaining compressors. The system shall revert to normal automatic alternation when the condition is corrected. The system is also supplied with forced time alternation in the event the compressor is unable to satisfy the demand in 30 minutes.

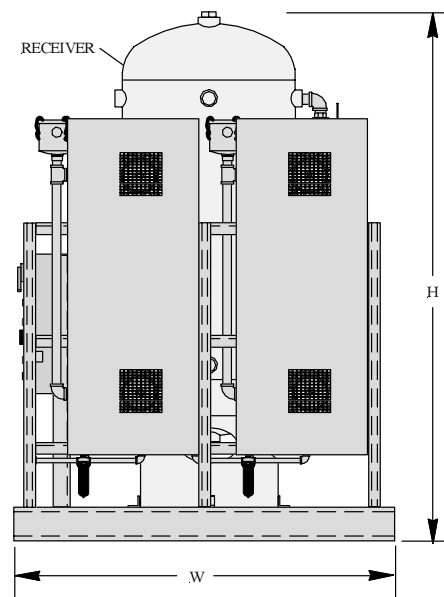
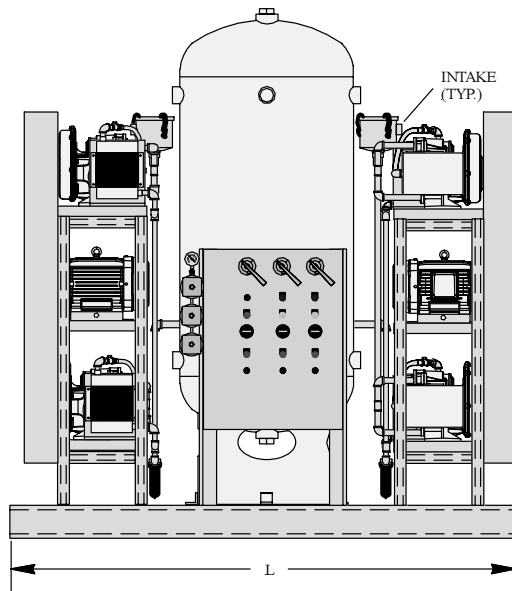
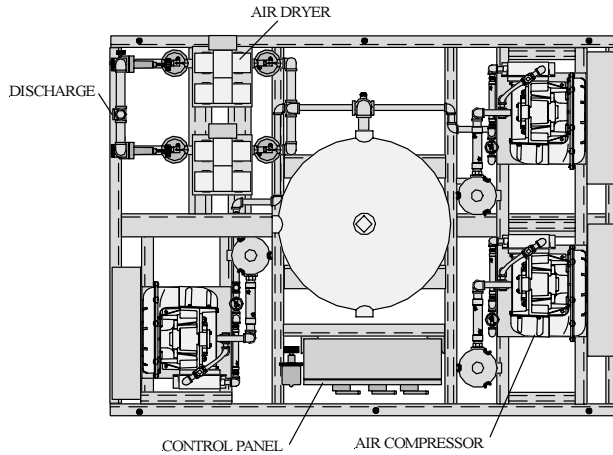
Local audible and visual alarms are provided per NFPA 99 for compressor thermal malfunction and "Backup in use". The alarms include indicating lights and horn. Thermal malfunction shut-down is provided with a manual reset. The audible alarm can be cancelled with the "Silence" button. The visual alarm remains energized until the problem is corrected. Each alarm function includes a set of dry contacts for connection to the master alarm. All control and alarm functions remain energized while any compressor in the system is electrically on-line. Disconnect switches for the air dryers are included.

Field adjustable control switches are pre-set to operate the lead compressor between 100 PSIG and 120 PSIG, the lag 1 compressor between 95 PSIG and 115 PSIG and the lag 2 compressor between 90 PSIG and 110 PSIG. The stand-by compressor will automatically start at 85 PSIG if one of the other compressors fails to operate.

The Medical Air Plant is guaranteed by the manufacturer for a period of 12 months from the date of start-up or 18 months from the date of shipment (whichever comes first) against defects in design, materials, or construction. In addition, the compressors are guaranteed for 36 months from the date of shipment.

# TRIPLEX STACK MOUNTED SCROLL MEDICAL AIR PLANTS WITH DESICCANT AIR DRYERS

## 15 HP LAYOUT AND PERFORMANCE TABLE



System Model Number	Horsepower		System Capacity ICFM <sup>1</sup>		Disch. Tank Conn. (Gal.)	Dimensions, In.			Weight Lbs.	
	Each	Total	50 PSIG	120 PSIG		L	W	H		
3TOHS15PS200D-B	15	45	100.8	96.0	1"	200	87	66	84	3550

**Notes:**

1. Capacity shown is NFPA system capacity with reserve compressor on stand-by.
2. Maximum ambient temperature: 100°F. For higher ambient temperatures consult factory.

**Power Requirements:**

(Three) \_\_\_\_\_ HP Motors, 3 Phase 60 Hertz     208 v     230 v     460 v