



## TRIPLEX BASE MOUNTED "Q" SERIES MEDICAL AIR SYSTEMS 20 THROUGH 30 HP (2 STAGE)

The EMSE CORPORATION continuous duty Medical Air system is a NFPA 99 and NEC compliant assembly featuring oil-less air compressors, U.L. listed control cabinet, an ASME receiver and all the accessories required to meet and exceed the current code requirements. All components are piped and wired to single-point service connections. The only field connections are air intake, air discharge and power at the control panel. All interconnecting piping and wiring is complete and operationally tested prior to shipment. Liquid tight conduit, fittings and junction boxes are provided for all control and power wiring.

The entire system including the receiver is mounted on a common structural steel base.

The medical air compressors are an oil-less, reciprocating, air-cooled design. The air compressors have a cast iron crankcase, teflon-composite compression and rider rings, sealed bearings, stainless steel reed valves, non-asbestos gaskets. **No oil is used in operation of the compressors. The discharge air is 100% oil-free.** Cooling is provided by a fan compressor pulley with air shroud.

Compressors are V-belt driven by 3 phase, 60 cycle, 1750 RPM, NEMA design B motors.

The system includes an ASME receiver rated for 200 PSI MWP service. The tank is equipped with a pressure gauge, safety relief valve, 3 way by-pass, gauge glass and automatic tank drain with manual override.

Also included are check valves, safety relief valves, intake and discharge flexible connectors, solenoid unloaders, isolation valves, high discharge temperature shut-down switches, pressure switches and a shut-off cock for gauge and switches.

The system includes a UL listed control panel in a NEMA 12 enclosure. The panel includes the following for **each** pump: externally operable circuit breaker with a door interlock, control circuit transformer with fused primary and secondary coils, H-O-A switch, run light, hour meter and magnetic starter with 3 leg overload protection and reset switch. A plug-in type programmable controller with removable terminals allows quick and easy replacement in the field. The system is designed to function if the PLC fails. If one of the compressors is out of service, the system control shall omit that unit from the alternating cycle, automatically alternating between the remaining compressors. The system shall revert to normal automatic alternation when the condition is corrected. The system is supplied with forced time alternation in the event a compressor is unable to satisfy the demand in 30 minutes.



Local audible and visual alarms are provided per NFPA 99 for compressor thermal malfunction and "Backup in use". The alarms include indicating lights and a horn. The thermal malfunction shut-down is provided with a manual reset. The audible alarm can be cancelled with the "Silence" button. The visual alarm remains energized until the problem is corrected. Each alarm function includes dry contacts for connection to the master alarm. All control and alarm functions remain energized while any compressor remains on-line.

Field adjustable pressure switches are pre-set to operate the lead compressor between 100 PSIG and 125 PSIG. The lag compressor between 95 PSIG and 125 PSIG. The standby compressor will automatically start at 90 PSIG if the lead compressor fails to operate.

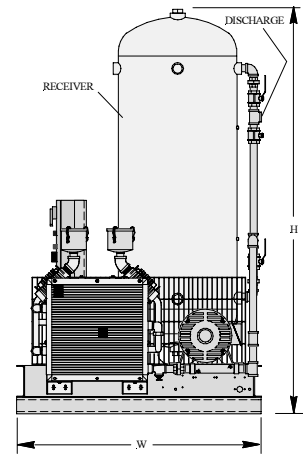
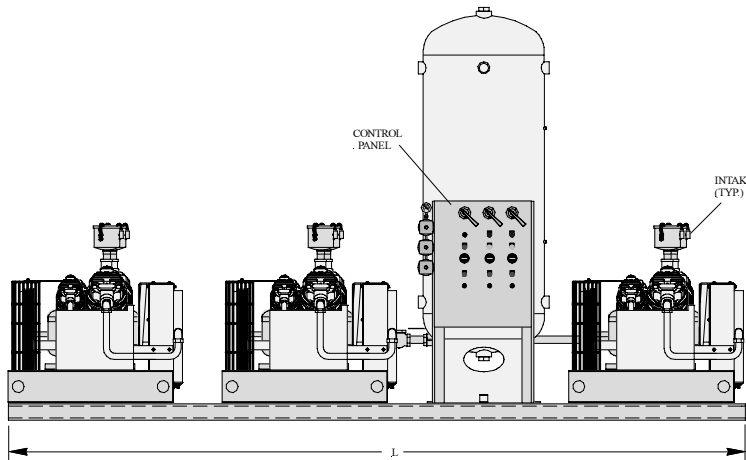
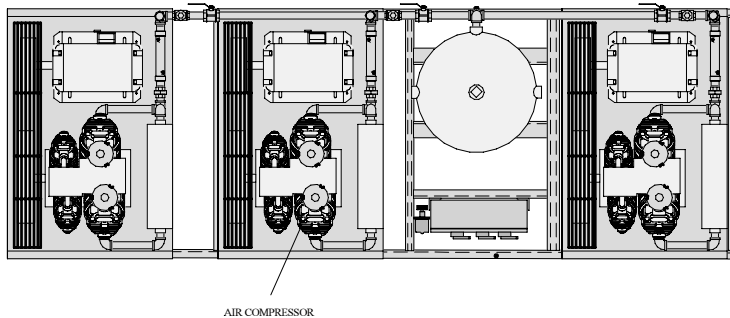
The Medical Air system is guaranteed by the manufacturer for a period of 12 months from the date of start-up or 18 months from the date of shipment (whichever comes first) against defects in design, materials, or construction.

### Optional System Accessories

(only checked options will be supplied)

- "Dura-coat" rust protection receiver lining
- Galvanized receiver
- Air-cooled aftercoolers
- Dual medical air treatment system with refrigerated air dryers
- Dual medical air treatment system with desiccant air dryers

**TRIPLEX BASE MOUNTED  
"Q" SERIES MEDICAL AIR SYSTEMS  
20 THROUGH 30 HP (2-STAGE)  
LAYOUT AND PERFORMANCE TABLE**



| System<br>Model Number | Horsepower |       | Capacity SCFM (Each Pump) |          | Disch.<br>Conn. | Tank<br>(Gal.) | Dimensions, In. |    |     | Weight<br>Lbs. |
|------------------------|------------|-------|---------------------------|----------|-----------------|----------------|-----------------|----|-----|----------------|
|                        | Each       | Total | 100 PSIG                  | 125 PSIG |                 |                | L               | W  | H   |                |
| 3TOQ20B240             | 20         | 60    | 81.5                      | 80.1     | 2"              | 240            | 180             | 62 | 102 | 5580           |
| 3TOQ25B240             | 25         | 75    | 100.0                     | 94.2     | 2"              | 240            | 180             | 62 | 102 | 5790           |
| 3TOQ30B240             | 30         | 90    | 114.2                     | 104.2    | 2"              | 240            | 180             | 62 | 102 | 5920           |

**Power Requirements:**

(Three) \_\_\_\_\_ HP Motors, 3 Phase 60 Hertz     208 v     230 v     460 v